

Мощный светодиод

ARPL-1W3W-EPL42Red IR660

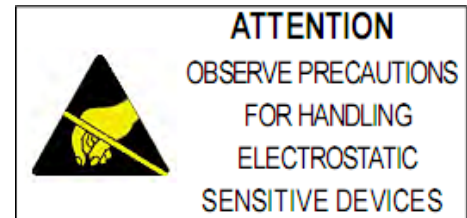


Features:

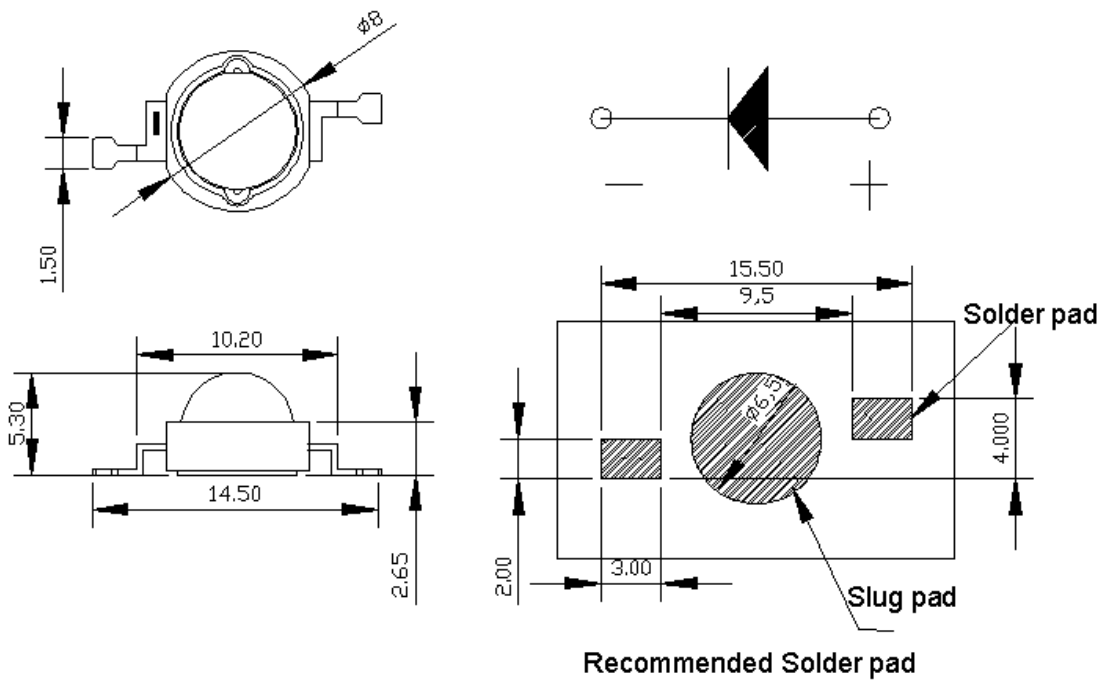
- More energy efficient than incandescent and most halogen lamps
- low voltage operation
- Instant light
- Long operating life
- Anti UV

Applications:

- Indoor lighting: spot light, ceiling light, bulb
- Architectural and landscape lighting: down light, wall lamp, garden light
- Roadway lighting: Street light, garden light, tunnel light
- Display lighting:



■ Package Dimensions



Notes: All dimensions in mm tolerance is ± 0.1 mm unless otherwise noted.

■ **Absolute Maximum Ratings** (Ta=25°C)

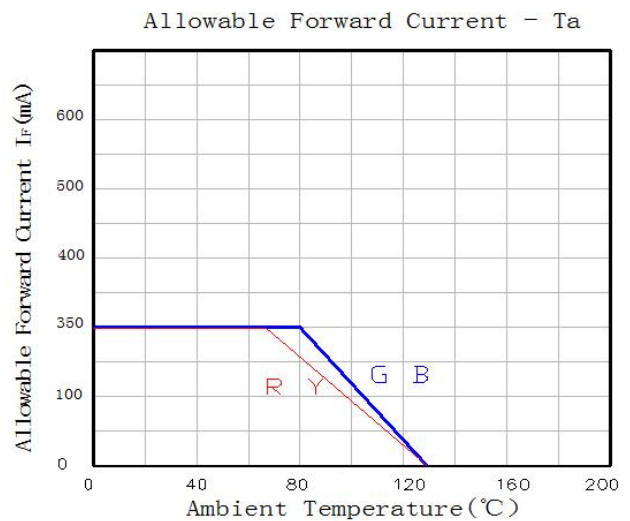
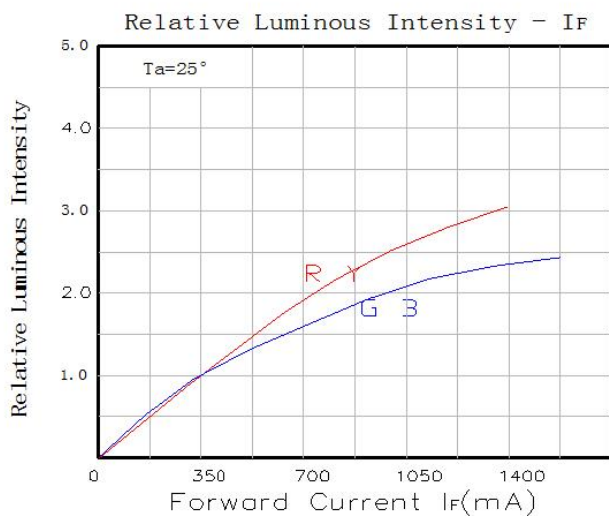
Parameter	Symbol	Rating	Unit
DC Forward Current	I _F	700	m A
Peak pulse Current*	I _{FP}	1000	m A
Reverse Voltage	V _R	5	V
Power Dissipation	P _D	3	W
Operating Temperature Range	T _{OPR}	-30 ~ +75	°C
Storage Temperature Range	T _{STG}	-40 ~ +85	°C
LED Junction Temperature	T _J	125	°C

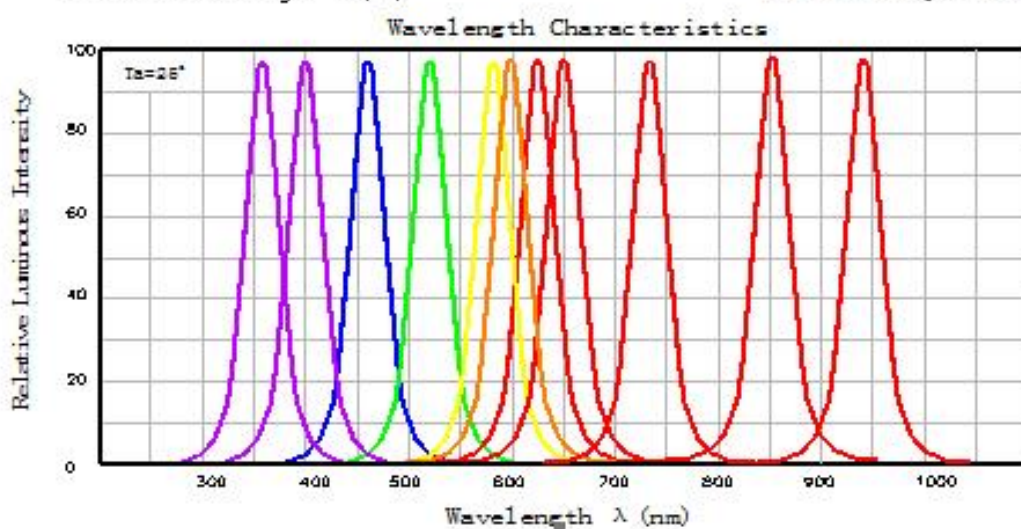
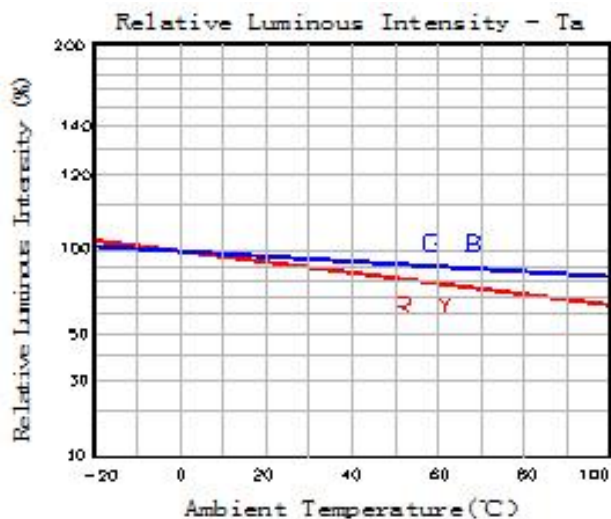
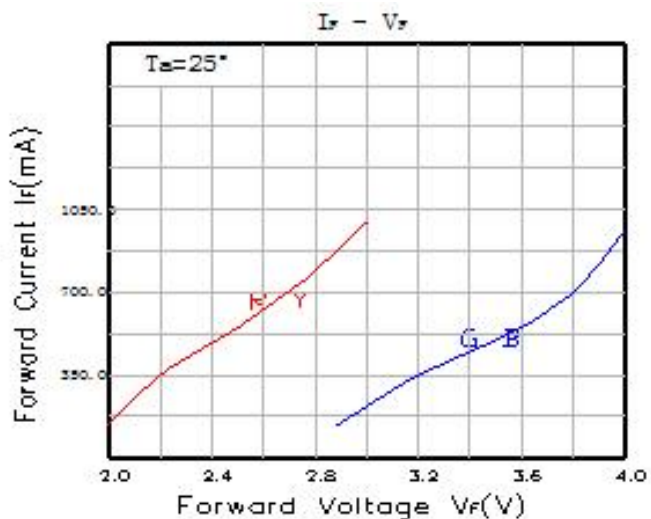
Notes: 1. 1/10 Duty Cycle 0.1ms Pulse Width.

■ **Electrical/Optical Characteristics--White (At TA=25°C)**

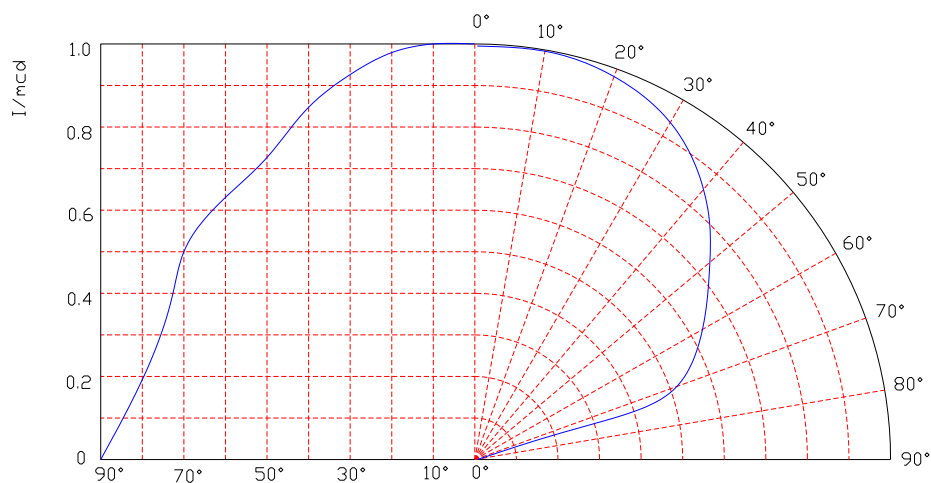
Parameter	Symbol	Conditions	Min	Avg.	Max	Units
Forward Voltage	V _F	I _F =700mA	2.40	--	2.80	V
Thermal Resistance Junction To Board	R _{ΘJ-B}	I _F =700mA	--	10	--	°C/W
Luminous Flux	Φ _v	I _F =700mA	70	--	90	lm
WLP	λ _p	I _F =700mA	640	--	660	nm
Temperature Coefficient of Forward Voltage	ΔV _F /ΔT	I _F =700mA	---	-2	---	mV/°C
Reverse Current	I _R	V _R =5V	---	---	10	μ A
Viewing Angle ^[1]	2Θ _{1/2}	I _F =700mA	--	140	--	Deg

■ **Typical Optical/Electrical Characteristics Curves** (Ta=25°C Unless Otherwise Noted)

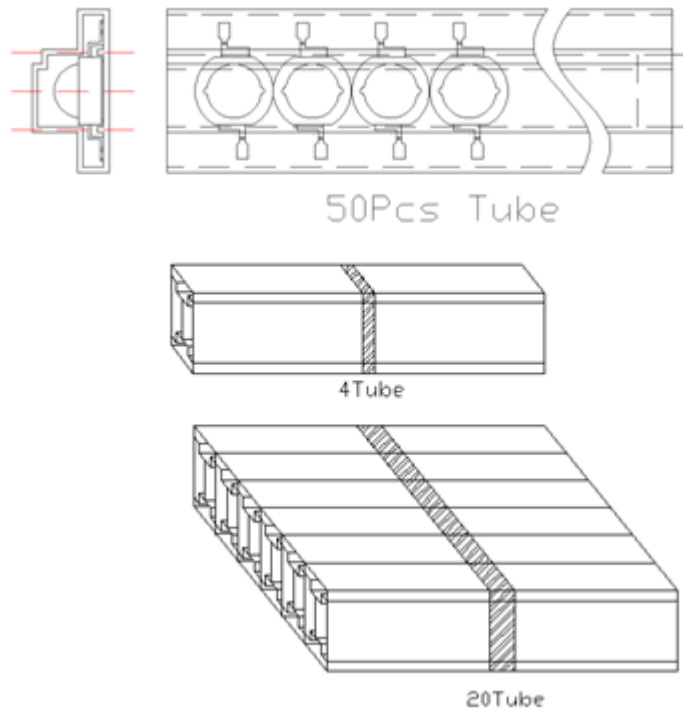




■ Radiation Diagram



■ Packing Standard



Precautions for use

1. Storage]
 - (1) The best Storage environment: temperature :5°C~30°C, Humidity:40% -80%
 - (2) LED store after six months to be re-spectral color separation, to prevent the LED optical properties change
2. Production and application
 - (1) need wear gloves when contact with led to prevent oxidation
 - (2) ESD protection to be good
 - (3) soldering: the pc type can use soldering iron, (the best temperature is 300°C/3sec) also can use Temperature Platform (150°C/30sec,max) the silicone type can use reflow soldering in addition to soldering iron and Temperature Platform
 - (4) about Package-type silicone, It is recommended to bake before soldering when the pack is unsealed after 24h. The conditions are as following: 80°C 4-6h.
 - (5) must have a good heat sinking, the temperature of the heat sink must be below 65 degree